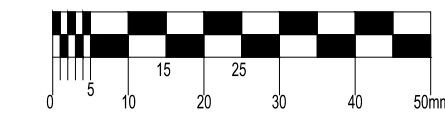
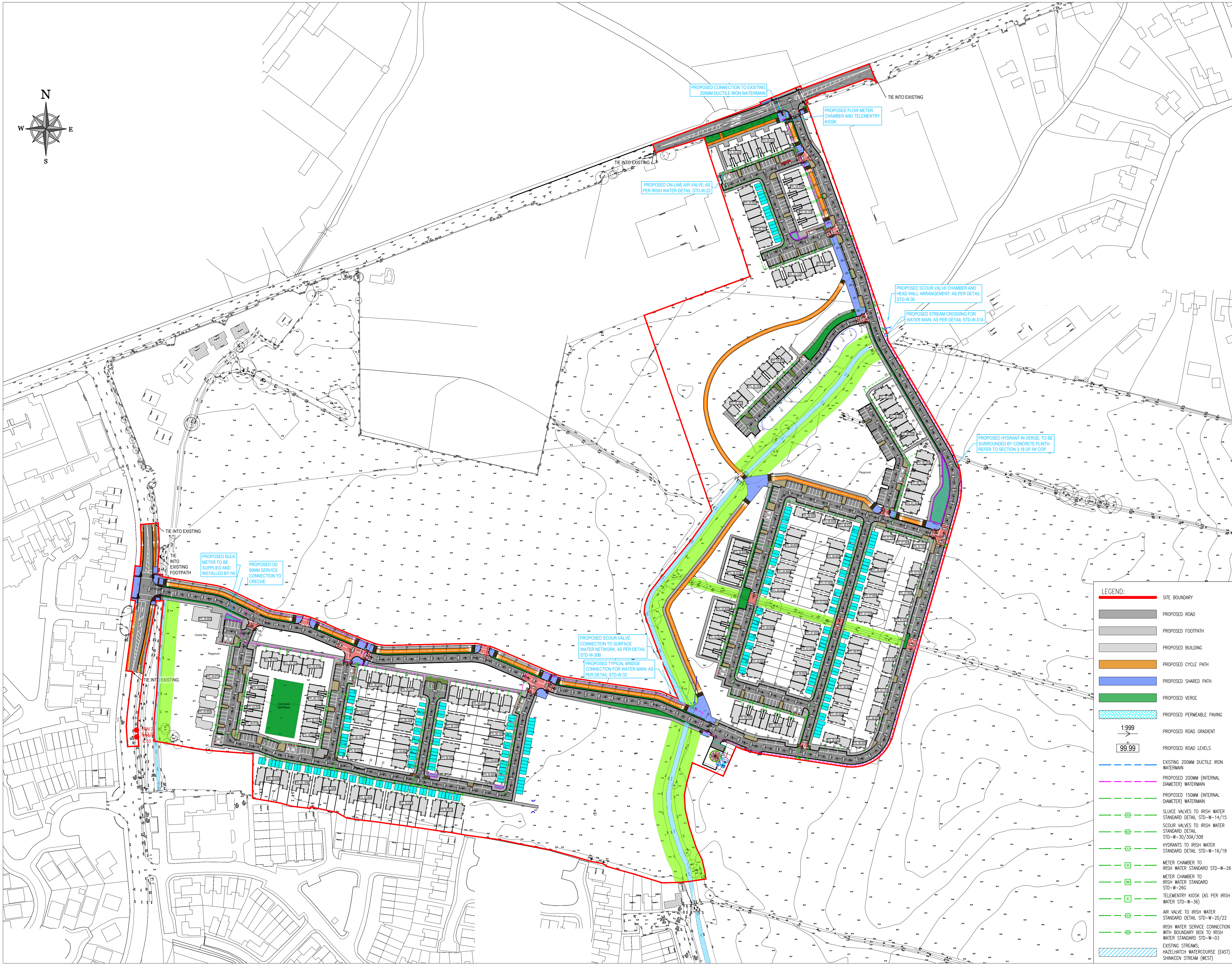
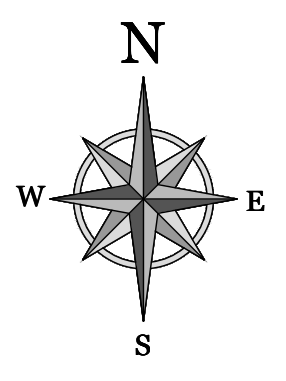


ON ORIGINAL



NOTES:

- GENERAL NOTES:
- ALL DRAWINGS TO BE CHECKED BY CONTRACTOR ON SITE AND ENGINEER INFORMED OF DISCREPANCIES BEFORE WORK COMMENCES
 - THE CONTRACTOR SHALL SATISFY HIMSELF AS TO THE ACCURACY OF EXISTING DRAINAGE LEVELS AND LOCATION OF EXISTING SERVICES ON SITE PRIOR TO COMMENCEMENT OF WORKS ON SITE
 - ALL DIMENSIONS AND LEVELS ARE IN METERS AND ARE RELATED TO ORDNANCE DATUM. CO-ORDINATES RELATE TO IRISH NATIONAL GRID.
 - ALL WATERMANS VALVES AND FITTINGS SHALL BE CONSTRUCTED IN ACCORDANCE WITH THE IRISH WATER STANDARD DETAILS AND IRISH WATER CODE OF PRACTICE FOR WATER INFRASTRUCTURE.
 - ALL WATERMANS SHALL BE HDPE, PE100, SDR17 TO IS EN 12201 PART 2:2011 AND IS EN 12201-3:2011.
 - CONNECTION BETWEEN EXISTING AND PROPOSED WATERMANS TO BE CARRIED OUT IN ACCORDANCE WITH IRISH WATER STANDARD DETAILS STD-W-03 TO STD-W-10.
 - ANCHOR BLOCKS TO BE POSITIONED AT DEAD ENDS, TEES, BENDS AND AT EACH SIDE OF HYDRANTS AND VALVES IN ACCORDANCE WITH THE REQUIREMENTS OF IRISH WATER STANDARD DETAIL STD-W-28 (WATER MAIN THRUST AND SUPPORT BLOCKS). DISMANTLING JOINTS TO BE INSTALLED AT EACH SLUICE VALVE AS PER IRISH WATER STANDARD DETAIL STD-W-15.
 - CONNECTION TO INDIVIDUAL HOUSES IN ACCORDANCE WITH IRISH WATER STD-W-03.
 - INSTALLATION OF SLUICE VALVES, AIR VALVES AND HYDRANTS SHALL BE IN ACCORDANCE WITH IRISH WATER'S STANDARD DETAILS STD-W-14 TO STD-W-23.
 - MARKER POSTS AND PLATES ARE TO BE PROVIDED IN ACCORDANCE WITH IRISH WATER STANDARD DETAIL STD-W-27.
 - CONNECTION TO EXISTING WATERMANS TO BE COORDINATED BY THE CONTRACTOR WITH IRISH WATER AND/OR THE LOCAL AUTHORITY.
 - CONTRACTOR TO LIASE WITH IRISH WATER AND / OR THE LOCAL AUTHORITY AS REQUIRED REGARDING TESTING, CLEANSING AND STERILISATION OF WATERMANS.
 - WATERMANS TO BE PRESSURE TESTED IN ACCORDANCE WITH THE REQUIREMENTS OF IRISH WATER AND ION 4-01-03, GUIDE TO TESTING OF PRESSURE PIPES AND FITTINGS FOR USE BY PUBLIC WATER SUPPLIERS, OCTOBER 2015. A FORMAL TEST REPORT SHALL BE SUBMITTED TO THE ENGINEER DETAILING THE TEST CARRIED OUT.
 - METERS FOR APARTMENTS OR SIMILAR PROPERTIES WILL BE INSTALLED INTERNALLY WITHIN THE PREMISES IN ACCORDANCE WITH THE BUILDING CONTROLS AUTHORITY REQUIREMENTS AND SUBJECT TO REVIEW BY IRISH WATER.



LEGEND:

- SITE BOUNDARY
- PROPOSED ROAD
- PROPOSED FOOTPATH
- PROPOSED BUILDING
- PROPOSED CYCLE PATH
- PROPOSED SHARED PATH
- PROPOSED VERGE
- PROPOSED PERMEABLE PAVING
- PROPOSED ROAD GRADIENT
- PROPOSED ROAD LEVELS
- EXISTING 200MM DUCTILE IRON WATERMAIN
- PROPOSED 200MM (INTERNAL DIAMETER) WATERMAIN
- PROPOSED 150MM (INTERNAL DIAMETER) WATERMAIN
- SLUICE VALVES TO IRISH WATER STANDARD DETAIL STD-W-14/15
- SCOUR VALVES TO IRISH WATER STANDARD DETAIL STD-W-30/30A/30B
- HYDRANTS TO IRISH WATER STANDARD DETAIL STD-W-16/18
- METER CHAMBER TO IRISH WATER STANDARD STD-W-26
- METER CHAMBER TO IRISH WATER STANDARD STD-W-26G
- TELEMETRY KIOSK (AS PER IRISH WATER STD-W-36)
- AIR VALVE TO IRISH WATER STANDARD DETAIL STD-W-20/22
- IRISH WATER SERVICE CONNECTION WITH BOUNDARY BOX TO IRISH WATER STANDARD STD-W-03
- EXISTING STREAMS; HAZELHATCH WATERCOURSE (EAST) SHINKKEEN STREAM (WEST)

ORDNANCE SURVEY IRELAND LICENCE
No EN 0017922
© ORDNANCE SURVEY IRELAND
GOVERNMENT OF IRELAND

rev	date	description	by	chkd.
P05	09-06-22	PLANNING SUBMISSION	DKE	NOH
P04	25-05-22	SODA Comments Amendment 24/05/22	PLY	NOH
P03	18-05-22	SODA Comments Amendment	PLY	NOH
P02	14-04-22	File Size Reduction	PLY	NOH
P01	12-04-22	For SODA	PLY	NOH

client approval	description	by	chkd.
A - Approved			
B - Approved with comments			
C - Do not use			

subtility	issue purpose
S4 - STAGE APPROVAL	PLANNING

DBFL Consulting Engineers
Civil, Structural & Transportation Engineering
www.dbfl.ie

DUBLIN OFFICE: Ormond House, Upper Ormond Quay, Dublin 7, D07 W9T4
PHONE: +353 (0)1 454 6000

CORK OFFICE: Phoenix House, Monahan Road, Cork, T12 H1KX
PHONE: +353 (0)21 208458

WATERFORD OFFICE: Suite 10 The Arkun, Maritime Gate, Canada Street, Waterford, X91 W028
PHONE: +353 (0)51 309 500

project ref:
**BALLYOULSTER KDA SHD - PHASE 1
RESIDENTIAL DEVELOPMENT**

drawing title:
WATERMAIN LAYOUT OVERALL

client:
**KIERAN CURTIN, RECEIVER OVER
CERTAIN ASSETS OF MAPLEWOOD
DEVELOPMENTS UNLIMITED COMPANY**

designed by	author	scale	sheet size
PLY	PLY	1:1250	A1

drawing no: **180221-DBFL-WM-SP-DR-C-1040** revision: **P05**